



AMINO PEPTIDES

Independent Third-Party Testing: Quality You Can Trust

To view the valid Certificate of Analysis (COA) please continue to the END of this document.

Product: CJC-1295 (w/o DAC)

Batch/Lot Number: LOT-2026JN

Verified Purity: 98.5%

At Amino Peptides Ltd, we believe that rigorous, transparent testing is the foundation of reliable research. We do not just rely on manufacturer claims; we actively invest in independent, third-party laboratory verification for our batches.

Why We Test Our Peptides:

- **Unbiased Accuracy:** For this analysis we used PeptideVerify, an independent analytical laboratory, to ensure the data you see is 100% objective and unaltered.
- **Verified Purity:** High-Performance Liquid Chromatography (**HPLC**) ensures your compound is free from unwanted manufacturing byproducts, protecting the integrity of your research.
- **Confirmed Identity:** Mass Spectrometry (**MS**) confirms the precise molecular weight of the peptide, **guaranteeing you have received the exact compound requested. Like Purity the MS is Critical.**

Verify This Certificate!

We encourage you to independently verify these laboratory results. You can view the original, unedited Certificate of Analysis directly on the testing laboratory's official portal.

- **Verification Link:** <https://www.peptideverify.co.uk/verify/PV-F21A6E-SZKC-A2>
- **QR Code:** You can also scan the QR code located on the attached laboratory certificate using your smartphone camera to access the live data.

If you have any questions regarding these test results or our quality control processes, please do not hesitate to contact our support team at help@aminopeptides.co.uk



AMINO PEPTIDES

The Hidden Dangers of Unverified Peptides The research compound industry is unfortunately flooded with fabricated test results, in-house documents with obvious bias, and generic "specification sheets" disguised as actual batch tests.

Using unverified or cheaply manufactured peptides does not just ruin expensive experiments—it introduces severe safety risks to your laboratory environment. Unregulated synthesis often leaves behind dangerous residues, including toxic chemical solvents, heavy metals, and unknown biological byproducts. Introducing these hazardous, unknown variables into any sensitive biological assay or research subject can yield disastrous and unpredictable consequences.

At Amino Peptides Ltd, we believe researchers deserve absolute safety and certainty. A compromised peptide is never worth the risk.

Protect Your Research: Red Flags and Green Flags We have created a comprehensive guide on how to verify laboratory data, teaching you exactly how to spot fake C.O.A.s and identify the critical "Red and Green Flags" before purchasing from *any* supplier.

Learn how to verify your data and stay safe here: <https://aminopeptides.co.uk/coas/>



PeptideVerify | Certificate of Analysis

INDEPENDENT THIRD-PARTY PEPTIDE VERIFICATION

PREMIUM

Report PV-F21A6E-SZKC-A2

CERTIFICATE ID PV-F21A6E-SZKC-A2	ISSUE DATE 09/03/2026	BATCH/LOT LOT-2026-JN	CUSTOMER Amino Peptides Ltd
SAMPLE DESCRIPTION CJC-1295 (w/o DAC)	EXPECTED MW 3367.9 Da	ANALYSIS DATE 05/03/2026 14:01	INSTRUMENT LCMS Line 1

VERIFICATION SUMMARY

Purity (HPLC)

98.5%

Single peak (PPI)

Mass Match

Expected MW: **3367.9 Da**

Detected MW: **3367.3 Da ✓**

MW calculated from m/z 842.85 [M+4H]⁴⁺

ANALYTICAL RESULTS

VERIFIED PURITY

98.5%

HPLC Analysis - Single Peak

MAIN PEAK

#1 @ 6.304 min

TOTAL PEAKS

1

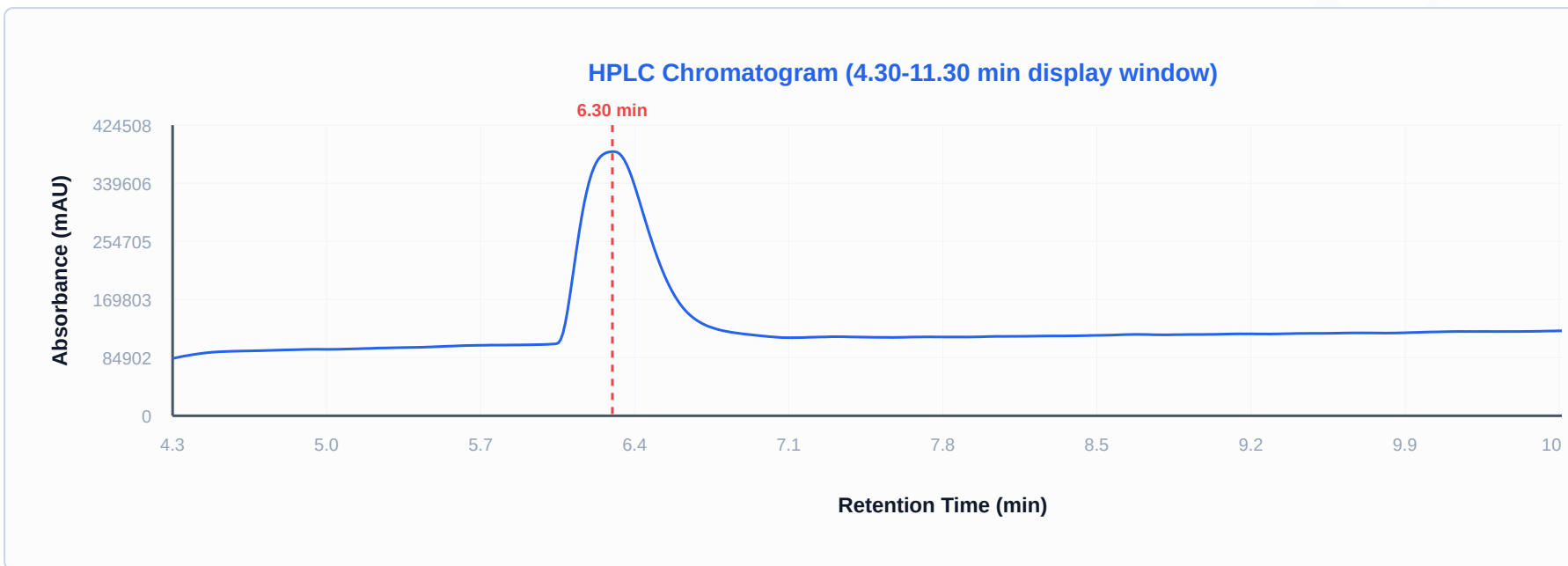
MS VERIFICATION

✓ Confirmed

DETECTION

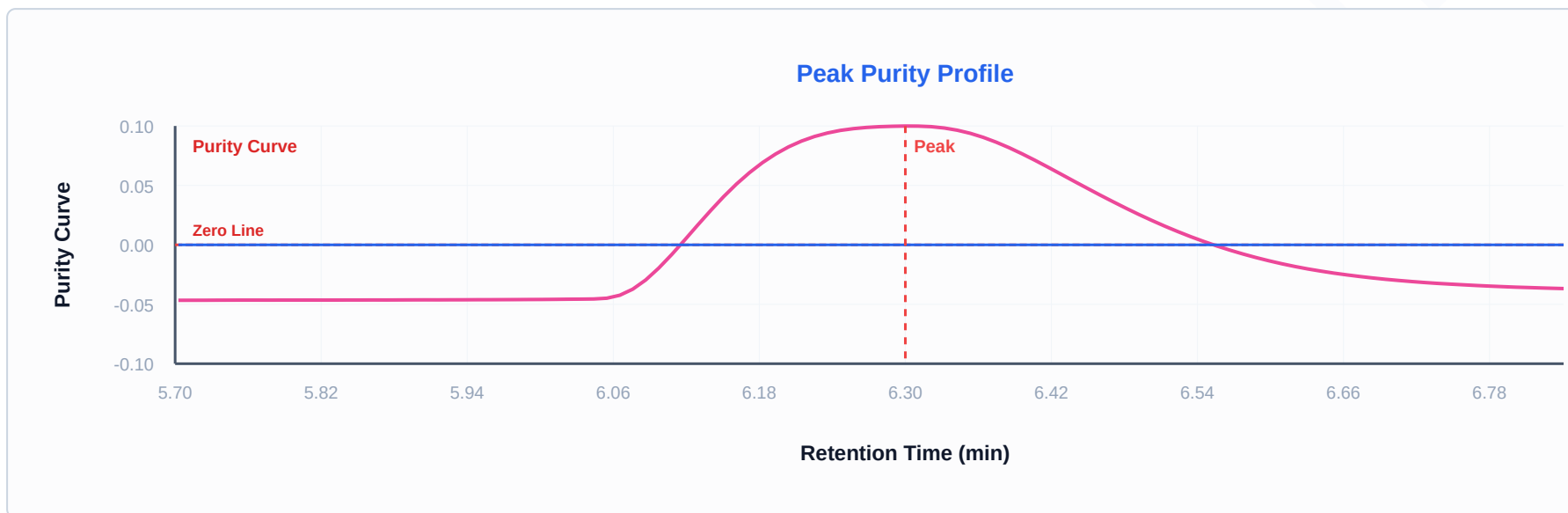
215 nm (± 4)

HPLC CHROMATOGRAM



Detection: 215 nm (± 4 nm)

PEAK PURITY PROFILE



PEAK INTEGRATION DATA

PEAK #	RETENTION (MIN)	AREA	HEIGHT	AREA %	WIDTH (MIN)	RESOLUTION (RS)	TAILING	PLATES (N)
1	6.304	6,239,790	N/A	100.00%	—	—	1.59	2,138

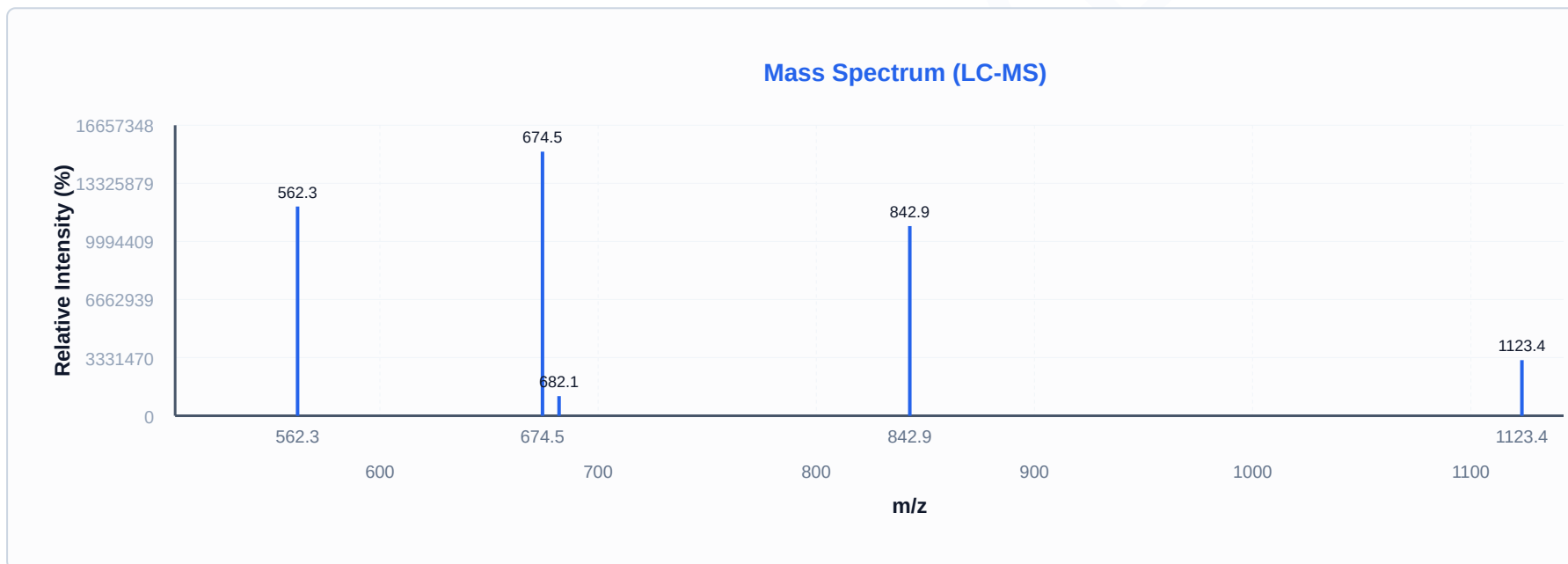
Resolution color-coded: Green ($R_s \geq 2.0$ or N/A for single peak), Yellow ($R_s \geq 1.0$), Red ($R_s < 1.0$). Values calculated from instrument data or derived from peak widths (USP <621>).

MASS SPECTROMETRY ANALYSIS (ESI+)

EXPECTED MW 3367.9 Da	DETECTED MW 3367.3 Da	MASS MATCH ✓	BASE PEAK m/z 674.50
---------------------------------	---------------------------------	------------------------	--------------------------------

Predicted charge states:

- z=2+ → m/z 1684.97
- z=3+ → m/z 1123.65
- z=4+ → m/z 842.99
- z=5+ → m/z 674.59
- z=6+ → m/z 562.33



DETECTED M/Z	ASSIGNMENT	INTENSITY	RELATIVE %
674.50	—	15,143,044	100.0%
562.25	—	11,997,302	79.2%
842.85	[M+4H] ⁴⁺	10,875,933	71.8%
1123.40	[M+3H] ³⁺	3,188,212	21.1%

DETECTED M/Z	ASSIGNMENT	INTENSITY	RELATIVE %
682.10	—	1,126,527	7.4%

QUALITY CONTROL NOTES

Mass error -187 ppm — within acceptable analytical tolerance.

METHOD INFORMATION

Instrument	LCMS Line 1
Software	LabSolutions 5.97
Analyst	System Administrator
Method	HPLC-MS
Detection	215 nm (±4 nm)
MS Ionization	Electrospray (ESI+)

ANALYST NOTES

Lab Observations: Form: Lyophilized powder Color: White Condition: As expected - no issues

Purity Calculation Method: Purity is calculated in accordance with laboratory practice. Where a single chromatographic peak is present, purity is derived from the Peak Purity Index (PPI) — a measure of spectral homogeneity. Where multiple peaks are detected, purity is calculated as the chromatographic area percentage of the main peak multiplied by its Peak Purity Index (Area% × PPI).



 **CERTIFICATE VERIFICATION**

INDEPENDENTLY VERIFIED

peptideverify.co.uk/verify/PV-F21A6E-SZKC-A2

Scan QR code or visit the URL above to verify this certificate's authenticity and view detailed analysis data.

IMPORTANT NOTE

Sample Composition reflects UV-detectable compounds only. Non-UV excipients (mannitol, sugars, salts) are not measured by this method.

PeptideVerify — Independent Third-Party Peptide Verification

Analysis performed under controlled laboratory conditions by GLP-compliant analytical facilities.

Certificate ID: PV-F21A6E-SZKC-A2 | Batch/Lot: LOT-2026-JN | Customer: Amino Peptides Ltd | Generated: 09 Mar 2026, 22:55